

Lissom 2 - home wear

A garment that will offer a true level of equal compression at a slightly reduced rate to that of a stage 1 garment. Lissom 2 garments have been designed and cut with comfort as a vital factor; softer compression material, fewer fasteners and flat external seams. Full movement and comfort, and easily worn under outer clothing the second stage garment is a perfect aid to subtle recovery. After 2 weeks with the necessarily high compression of the stage 1 surgical wear, we recommend that you continue your post surgery care by easing into a Lissom stage 2 garment.

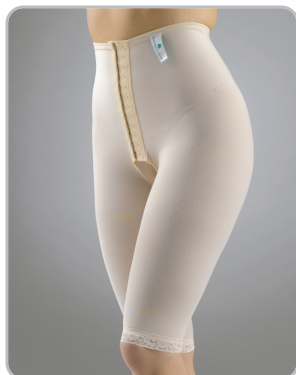


Please note - photographed in cream. Standard stock colour is black.

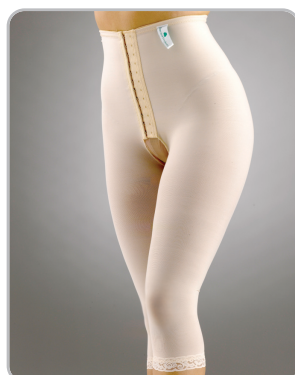
SIZE CHART

2500, 2700, 2900, 2550, 2570, 2590: FEMALE GIRDLES

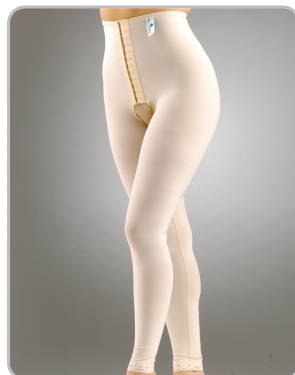
S	23" - 25"	28" - 36"
M	25" - 29"	30" - 39"
L	29" - 33"	34" - 43"
XL	33" - 37"	40" - 49"
XXL	38" - 41"	50" - 55"



2500 2ND STAGE: BODY MOULD GIRDLE ABOVE THE KNEE



2700 2ND STAGE: BODY MOULD GIRDLE BELOW THE KNEE



2900 2ND STAGE: BODY MOULD GIRDLE ANKLE LENGTH



2550: FULL BODY PANTY GIRDLE ABOVE THE KNEE



2570: FULL BODY PANTY GIRDLE BELOW THE KNEE



2590: FULL BODY PANTY GIRDLE ANKLE LENGTH



Lissom

Medical grade compression garments designed to wear for longer periods in comfort allowing full and supple movement.

Lissom - Supporting and encouraging recovery the gentle way.



0044 (0) 1494 876 990 info@cloverleafproducts.com www.cloverleafproducts.com

Lissom 1 - surgical wear

Using state of the art 4 way stretch materials developed by N.A.S.A. for completely balanced compression. Ideal for oedema and ecchymosis control, the Lissom 1 garment applies ideal levels of sustained compression in even measures throughout.

SIZE CHART
500, 700, 900, 270, 570, 770:
FEMALE GIRDLES

	WAIST	HIPS
S	23" - 25"	28" - 36"
M	25" - 29"	30" - 39"
L	29" - 33"	34" - 43"
XL	33" - 37"	40" - 49"
XXL	38" - 41"	50" - 55"



500: BODY MOULD GIRDLE ABOVE THE KNEE



700: BODY MOULD GIRDLE BELOW THE KNEE



900: BODY MOULD GIRDLE ANKLE LENGTH



270: FULL BODY PANTY GIRDLE ABOVE THE KNEE



570: FULL BODY PANTY GIRDLE BELOW THE KNEE



770: FULL BODY PANTY GIRDLE ABOVE THE KNEE



100: FACIAL CHIN & NECK



310: MALE VEST



115: ABDOMINAL BAND



300: FEMALE GIRDLE



400: ARMS



410: FEMALE VEST

SIZE CHART

200, 202: COMPRESSION BRA		
	CUP	BACK
S	A/B	30" - 32"
M	C/D	34" - 36"
L	D/E	38" - 40"
XL	E/F	42" - 44"
XXL	G +	

ALSO AVAILABLE LARGE CUP, SMALL BACK

	CUP	BACK
700-702	D+	32" - 34"
701-702	D+	36" - 38"
700-703	E+	32" - 34"
701-703	E+	36" - 38"

204: RECONSTRUCTION / REDUCTION BRA
BACK 32", 34", 36", 38", 40", 42", 44", 46", 48", 50", 52", 54", 56"

207, 209: STABILISERS
One size fits all



200: COMPRESSION BRA



202: COMPRESSION BRA SECOND STAGE



204: RECON - STRUCTION BRA



207: SINGLE STRAP STABILISER



209: H STRAP STABILISER

SIZE CHART

100: FACIAL CHIN & NECK		
	FACE	NECK
S	48-52cm	32-34cm
M	50-54cm	32-34cm
L	52-56cm	34-36cm
XL	58-62cm	37-39cm

310: MALE VEST

CHEST	
S	36" - 38"
M	40" - 42"
L	44" - 46"
XL	48" - 50"
XXL	50"+

115: ABDOMINAL BAND

S	22-26"
M	26-30"
L	30-34"
XL	34-38"
XXL	38" +

ABDOMINAL BINDER
Padded protective front section

1200	(3 panel - 9")	26 - 38"
1200XL	(3 panel - 9")	38" +
1250	(4 panel - 12")	26 - 38"
1250XL	(4 panel - 12")	38" +

300: FEMALE GIRDLE

	WAIST	HIPS
S	23" - 25"	28" - 36"
M	25" - 29"	30" - 39"
L	29" - 33"	34" - 43"
XL	33" - 37"	40" - 49"
XXL	38" +	

400: ARMS

S	10"
M	11"
L	11.5 - 12"
XL	13" +

410: FEMALE VEST

S	34" - 36"
M	36" - 38"
L	34" - 40"
XL	34" - 46"
XXL	46" +